

**EBAUCHES DE
CLES A GORGES
ET DE SECURITE**

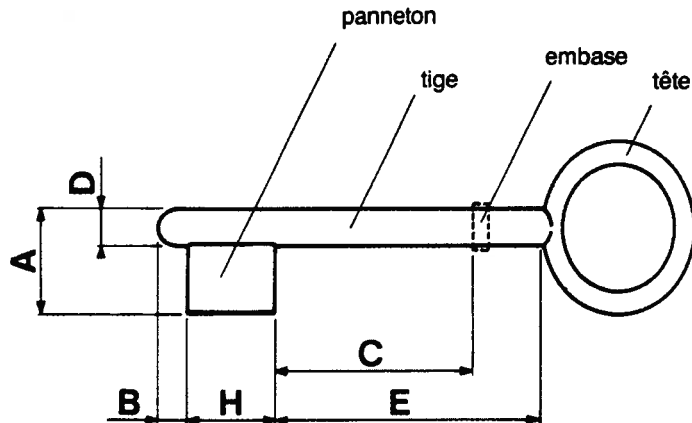
KIS //



REPERTOIRE ALPHABETIQUE DES MARQUES

MARQUES OU TYPES DE CLES	CODE	PAGE	MARQUES OU TYPES DE CLES	CODE	PAGE
Abloy	ABL	34	Mafor (à larder)	00123	2
A larder	00108	1	Mafor (variures)	00103	7
A larder	00108	20	Mafor	00137	2
Anneau rond	00209	29	Martel	00215	30
Antonioli	06008	23	MCM	MCM13	36
Beta	06011	24	MD	00153	31
Boîtes aux lettres	00183	22	Meco	04013	19
Boîtes aux lettres	00195	12	Mermier	00199	13
Boîtes aux lettres DAD	00184	11	Mermier	00200	13
Blocus	00153	31	Mermier	00217	13
Bric (variures)	00104	7	Mermier	00218	14
Bric (variures)	00220	14	Mermier	00237	16
CAF	06004	23	Meuble	00117	20
Cavith	03254	34	Moia	06008	23
Cerutti	06013	24	Moreaux	MOR1	36
Cerutti	06014	25	Mottura	06008	23
Cerutti	06021	26	MP Plodari	MP1	31
Cerutti	06022	26	Muel	00137	2
Cerutti	06026	34	Muel	00146	33
Chippendale	00207	28	Muel	00147	32
Cisa	06010	24	Muel	00148	32
Cisa	06017	26	Muel	00149	3
Clés à gorges	04010	19	Multlock	MUT1	36
Clés à gorges	04014	6	N.D. serrures	00156	3
Clés à gorges	04015	6	ND / Pene dormant	00193	11
Clés à gorges	04018	6	Nemef	04011	22
Clés à gorges forée	04016	22	Nemef	04012	22
Clés à gorges forée	04017	22	Panneton de 25	00106	1
Clés à deux éléments accolés	U21	37	Panneton de 25	00106	20
Clés à section en H	00239	37	Panneton de 35	00107	1
Clé verrou	00112	20	Passe-partout	00105	7
Couillet	00167	31	Patrone	06008	23
Couillet	00168	31	Pebra	BM12	36
CR	06012	24	Posta	PO1	32
CR	06002	33	Progrès fontaine	03134	35
Crémone	00114	30	Regency	00203	28
Crémone	00136	30	Rideaux métalliques	00115	2
DAD	00182	31	Rondache	00211	29
Debeaurin (ébauches pour serrures)	00197	12	Rubis	00158	10
Debeaurin pour canon de 45	00198	13	Rubis	00158	21
Delta	00213	29	Rugby	00214	29
Deny	00113	23	Sans souci	00256	17
Diamant	00212	29	Sea	SEA 1	36
Dom	DOM	36	Select (serrures)	00166	3-4
Ducerf (ébauches)	00175	Notes	Serreta	SER1	32
Emery metallux	00126	2	Sesa (variures pour serrures "sesabloc")	00139	8
Emery metallux	00126	23	Sesa (variures pour serrures "sesanorm")	00140	9
Emery metallux	00126	31	Sesa (variures pour serrures à larder)	00141	9
Emery metallux	00126	21	Showa	H106	36
Empire	00206	28	Solar	SOL1	32
Esety	06006	33	SOS	SOS6	32
Esety	06007	33	Stremler (variures pour serrures à larder)	00124	8
Fiam Garanzia	06009	24	Stremler (variures à applique)	00143	9
Fichet (ébauches pour serrures)	00160	10	STS	STX1	37
Fichet (ébauches pour serrures)	00161	10	Tige fine	00111	1
Ford	FTA	34	Tige fine avec ève saillante	00109	7
FTH	FH	33	Tige fine double ève saillante	00110	8
Giobert	AF16	36	Tirard	00221	5
Giobert	LN3	36	Tubulaire Ø 9,5	CH10T	35
Gollot (serrures)	00178	4	Uranie	00216	30
Gollot (serrures)	00179	5	Vachette	00129	32
Gollot (serrures)	00180	5	Vachette	V	37
Gollot (serrures)	00181	5	Vachette (ébauches)	00127	8
Grenouille	00201	27	Vachette (serrures)	00128	2
Grenouille	00202	27	Vachette (serrures)	00128	21
Grille (clé de)	00102	7	Vachette (serrures)	00169	10
Hama	HAM	31	Vachette (serrures)	00170	11
HUF	ME	36	Vachette (style)	00142	27
HUF	OP	36	Vaiourec	00135	32
JPM (à larder)	00196	12	Variures	03223	15
JPM (ébauches pour serrures)	00154	3	Variures	03224	16
JPM (variures)	00222	14	Variures	04020	19
JPM / Pene	00192	11	Variures	04021	19
Juwel	06015	25	Variures	04022	19
Kaba	KA	36	Variures du Vimeu (série de Picardie)	00302	17
Kassel	06008	23	Variures du Vimeu (série de Picardie)	00303	18
Keso	KE1	36	Variures pour serrures en applique	00138	8
Laperche	03130	34	Vigie Picard	03238	35
Laperche	03249	34	Yale	06008	23
Laperche (variures à larder)	00144	9	Ymos	OP51	37
Laurent (variures)	00145	10			
Lips	LP43	36			
Lockwood	L	31			
Louis XV	00204	28			
Louis XV	00205	28			
Louis XVI	00208	28			

CHOIX DES EBAUCHES POUR CLES A GORGES



• **Éléments de choix :**

- D = Diamètre de tige
- A = Accueillage
- H = Hauteur du panneton
- C = Distance du panneton à l'embase de la clé
- E = Distance du panneton à la tête de la clé
- V = Variure (forme du panneton)

• Pour qu'une ébauche convienne pour une clé donnée, il faut que les conditions ci-dessous soient remplies :

- Diamètres D sensiblement égaux
- Variures identiques
- Accueillage A de l'ébauche supérieur ou égal à l'accueillage de la clé
- Hauteur H du panneton de l'ébauche supérieure ou égale à la hauteur du panneton de la clé
- Une fois taillée, la distance C entre le panneton et l'embase doit être suffisante pour que la clé reproduite puisse entrer à fond dans la serrure. Pour cela, bien comparer les cotes H, C, C+H entre l'ébauche et la clé à reproduire afin de déterminer avec précision l'ébauche à utiliser.

Nota : Dans le cas où la cote H du panneton est plus grande sur l'ébauche, il est préférable de choisir une ébauche dont on aura à retoucher la partie du panneton située du côté de la tête afin de conserver sans retouche sur l'ébauche une cote B sensiblement égale à la clé à reproduire.

En cas d'impossibilité, cette cote B peut être ajustée en raccourcissant l'extrémité de la tige de la clé.

Certaines clés ne comportent pas d'embase, en ce cas prendre en compte la distance E entre le panneton et la tête de la clé.

• **Recherche du code de la clé**

D \ C	23	28	33	38	43	48	58
5	41	01	02	03	04	05	06
5,5	42	11	12	13	14	15	16
5,8			22b				
6	43	21	22	23	24	25	26
6,5	44	31	32	33	34	35	36

TABLEAU A DOUBLE ENTREE

Exemple d'utilisation - C = 33

D = 6

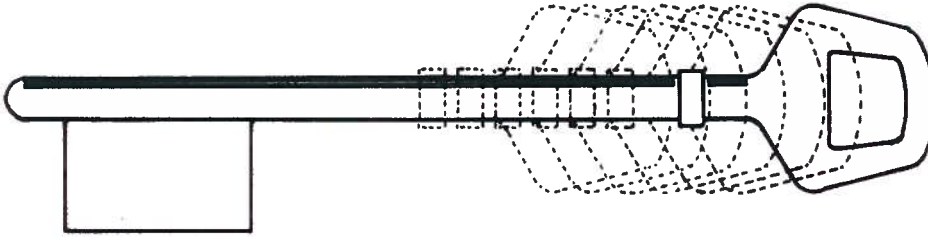
Code de référence à noter sur le bon de commande

: 22

simple panneton
panneton droit



CLE A GORGES 1

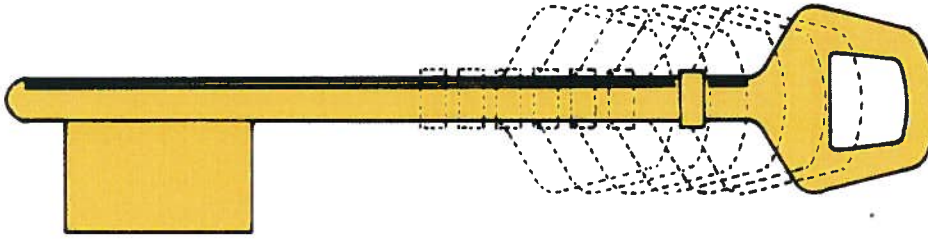


	C	23	28	33	38	43	48	58
D								
5		41	01	02	03	04	05	06
5.5		42	11	12	13	14	15	16
5.8		22b						
6		43	21	22	23	24	25	26
6.5		44	31	32	33	34	35	36

PANNETON DE 25

00106

A = D + 15
B = 8
C = 23; 28; 33; 38; 43; 48; 58
D = 5; 5.5; 5.8; 6; 6.5
H = 25

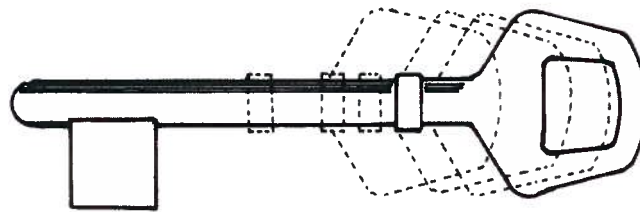


	C		28	33	38	43	48	58
D								
6			21	22	23	24		26

PANNETON DE 25

00106 Laiton

A = D + 15
B = 8
C = 23; 28; 33; 38; 43; 48; 58
D = 5; 5.5; 5.8; 6; 6.5
H = 25



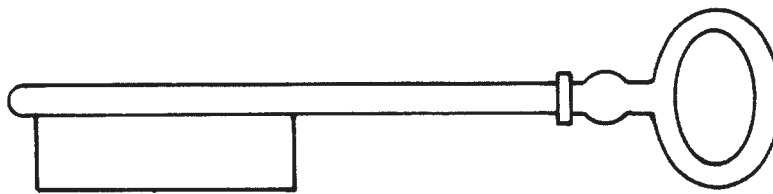
	C	12	22	27	32
D					
5		01	02	03	04
5.5		11	12	13	14
6		21	22	23	24

A LARDER

00108

A = D + 12
B = 7
C = 12; 22; 27; 32
D = 5; 5.5; 6
H = 12

01




TIGE FINE

00111

A = 14
B = 4
C = 36
D = 4.4
H = 35

02



A = 12.5
B = 3
C = 38.5
D = 4.4
H = 24

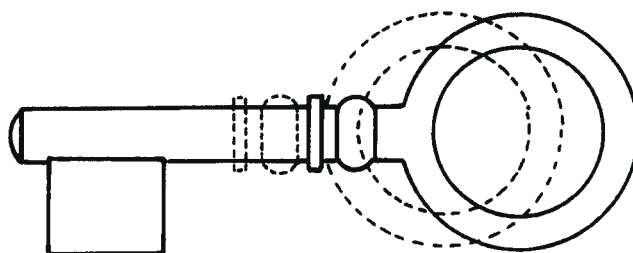
simple panneton 
 panneton droit 

CLE A GORGES 2



01 - 02

C	Code
10	01
20	02

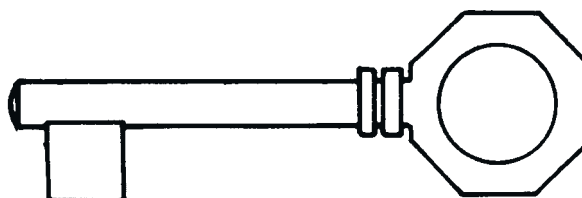


RIDEAUX METALLIQUES 00115

A = 20
 B = 5
 C = 10, 20
 D = 7,5
 H = 16



01




A LARDER MAFOR

00123

A = 17
 B = 5
 C = 32
 D = 6
 H = 11



09



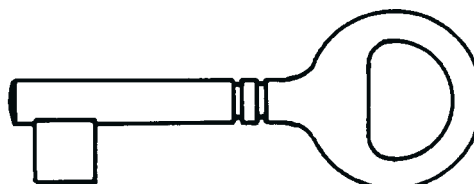
EMERY METALLUX

00126

A = 14,5
 B = 5
 C = 25
 D = 4,5
 H = 11,5




06



SERRURES VACHETTE

00128

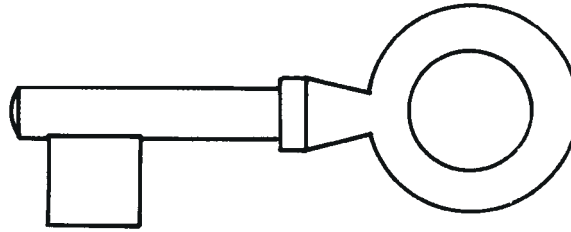
A = 13,5
 B = 4
 C = 18
 D = 6
 H = 8



MAFOR MUEL

00137

A = 18
 B = 5
 C = 45
 D = 6
 H = 21



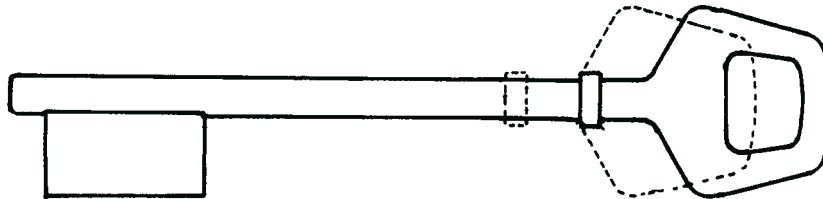
MUEL

00149

A = 19
 B = 5
 C = 19
 D = 7
 H = 12



01.02



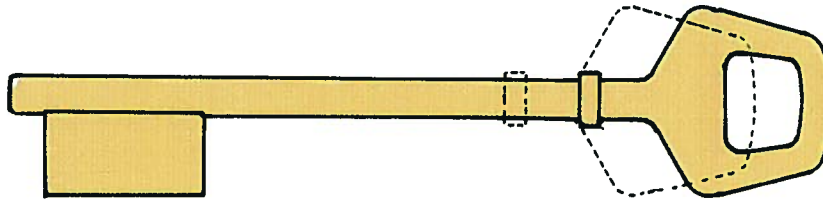
EBAUCHES POUR SERRURES JPM

00154

Code	01	02
A	16	
B	5	
C	50	40
D	5	
H	21	



01.02



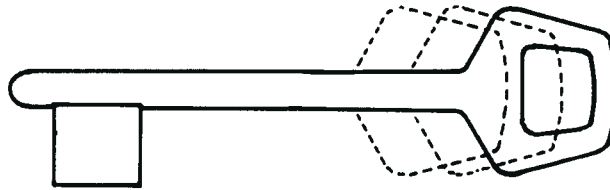
EBAUCHES POUR SERRURES JPM

00154 Laiton

Code	01	02
A	16	
B	5	
C	50	40
D	5	
H	21	



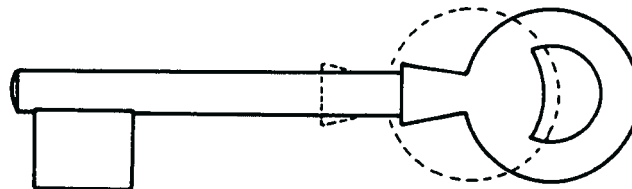
03.04.05



Code	03	04	05
A		15,5	
B		3	
D		5	
E	43	36	28
H		12	



01.02



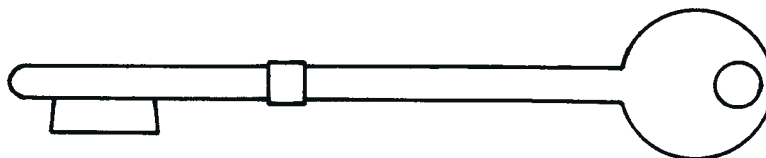
SERRURES N.D

00156

Code	01	02
A	16	
B	4	
C	35,5	25,5
D	6	
H	13,5	



01




SERRURES SELECT

00166

A = 9
 B = 6
 C = 15
 D = 4,5
 H = 14



02



A = 16
 B = 5
 D = 5
 E = 35
 H = 11

simple panneton  0
 panneton droit 

CLE A GORGES 4

SERRURES SELECT

00166

A = 16
 B = 4,5
 D = 5
 E = 52
 H = 21.5

A = 9
 B = 6
 C = 2
 D = 4,5
 H = 14

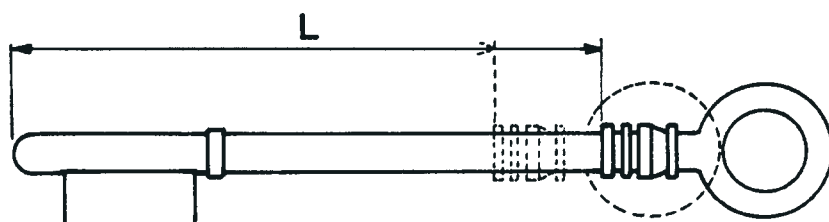
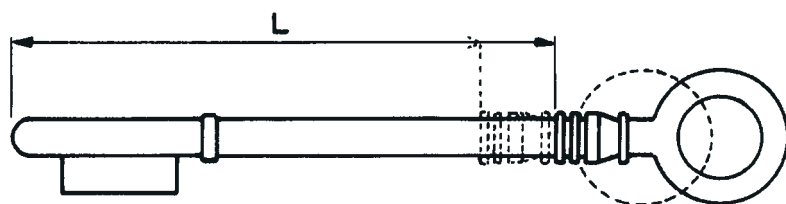
A = 16
 B = 6,5
 D = 5
 E = 30
 H = 14,5

SERRURES GOLLOT

00178

Code	01	03
A	10	
B	6,5	
C	3	
D	5	
H	16,5	
L	64	74

Code	02	04
A	13	
B	7	
C	1,5	
D	5,5	
H	18	
L	65	80



simple panneton 
 panneton droit 

CLE A GORGES 5

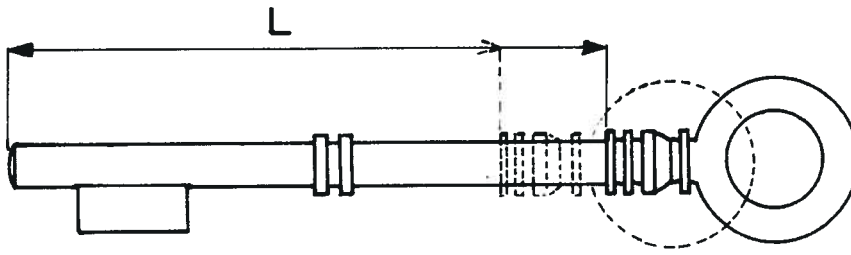
SERRURES GOLLOT

00179

Code	01	03
A	11.5	
B	9	
C	22.5	
D	6	
H	14.5	
L	79	65



01.03



A = 16.5
 B = 6
 C = 6
 D = 5
 H = 26

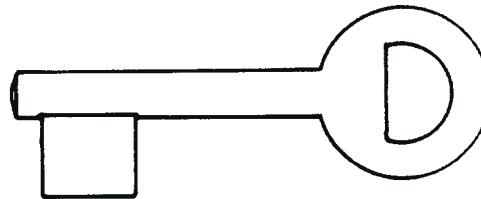
SERRURES GOLLOT

00180

A = 17
 B = 4.5
 D = 6
 E = 25
 H = 13



01



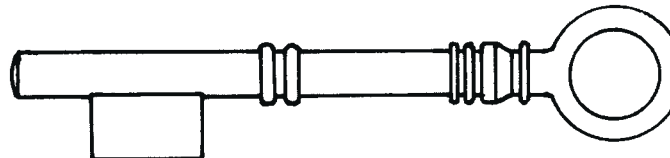
SERRURES GOLLOT

00181

A = 14.5
 B = 10
 C = 8.5
 D = 6
 H = 15.5



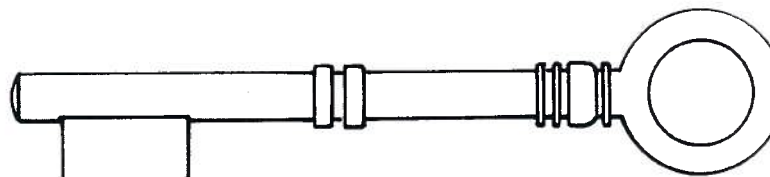
01



A = 14.5
 B = 7
 C = 17
 D = 6
 H = 17



02



TIRARD

00221

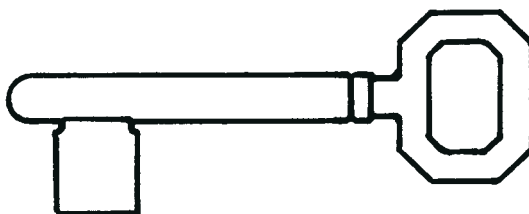
A = 14
 B = 3
 D = 5
 E = 24
 H = 11



simple panneton
panneton droit



CLE A GORGES 6




Code	D
06	6
07	7
55	5.5
65	6.5

CLES A GORGES

04014

A = 19.5
B = 6.5
C = 28
D = 5.5: 6: 6.5: 7
H = 11




Code	D
05	5
06	6
07	7
55	5.5
65	6.5

CLES A GORGES

04015

A = 23.5
B = 7.5
D = 5: 5.5: 6: 6.5: 7
E = 38
H = 15



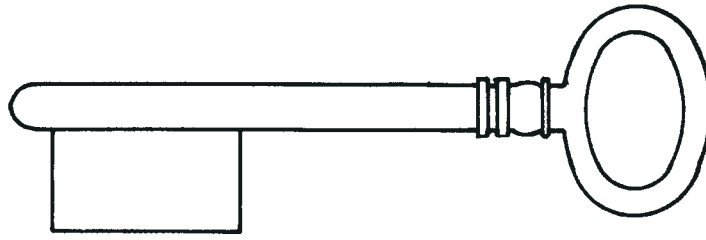

CLES A GORGES

04018

Code	01	02	03	04	05	06	07	08	09	10	11
A	28				27.5		27		26.5	26	
B						6.5					
D	7	7.5			6.5		6		5.5	5	
E	72	52	72	52	72	52	72	52	72	52	52
H	21										

simple panneton 
eve ou chiffre 

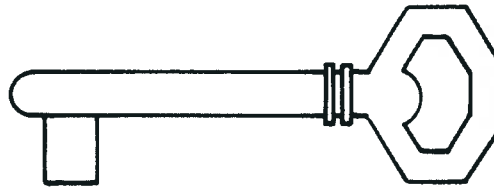

CLE A GORGES 7



CLE DE GRILLES

00102

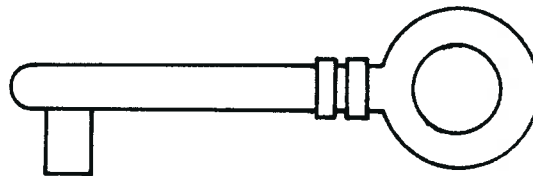
A = 20,5
B = 6
C = 32
D = 6,5
H = 26



VARIURES MAFOR

00103

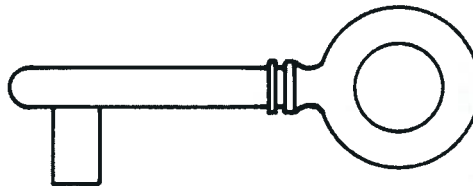
A = 15
B = 5
C = 31
D = 6
H = 7



VARIURES BRIC

00104



A = 15
B = 4,5
C = 31
D = 6
H = 6,5



PASSE PARTOUT

00105

A = 16
B = 6
C = 23
D = 5,5
H = 6,5



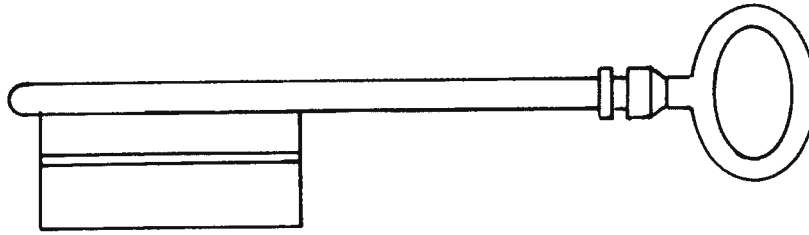
TIGE FINE AVEC EVE SAILLANTE

00109

A = 17,5
B = 6
C = 39
D = 4,4
H = 19,5

simple panneton 
 eve ou chiffre 

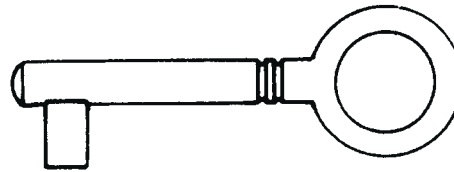

CLE A GORGES 8



**TIGE FINE DOUBLE
 EVE SAILLANTE**

00110

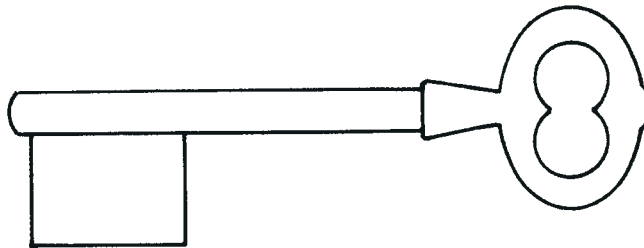

A = 20
 B = 5
 C = 36
 D = 4.4
 H = 41



**STREMLER
 VARIURES POUR
 SERRURES A
 LARDER**

00124



A = 15
 B = 5
 C = 23.5
 D = 5.5
 H = 6



**EBAUCHES
 VACHETTE**

00127

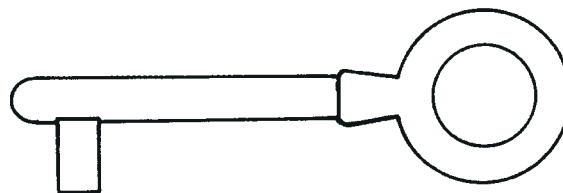

A = 21
 B = 2.5
 C = 33.5
 D = 6
 H = 21



**VARIURES
 POUR SERRURES
 EN APPLIQUE**

00138

A = 18
 B = 5
 C = 45
 D = 6
 H = 18



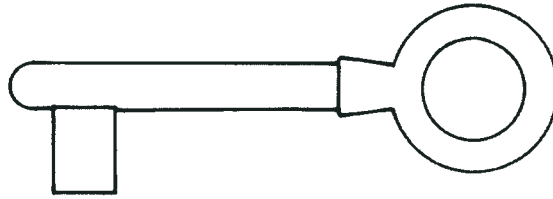

**SESA / VARIURES
 POUR SERRURES
 "SESABLOC"**

00139

A = 16
 B = 6
 C = 34
 D = 6
 H = 6

simple panneton 
 eve ou chiffre 



CLE A GORGES 9



**SESA / VARIURES
 POUR SERRURES
 "SESANORM"**

00140

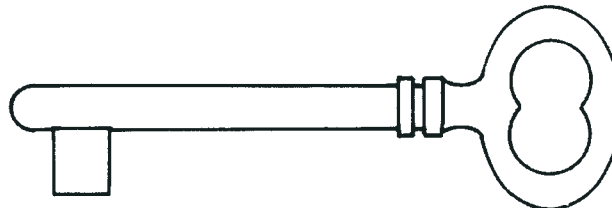

A = 18
 B = 5
 C = 31
 D = 6
 H = 9



**SESA / VARIURES
 POUR SERRURES
 A LARDER**

00141


A = 18
 B = 5
 D = 6,5
 E = 35
 H = 10



**STREMLER
 VARIURES
 A APPLIQUE**

00143

A = 15
 B = 6,5
 C = 40
 D = 6
 H = 7,5



**VARIURES
 LAPERCHE
 A LARDER**

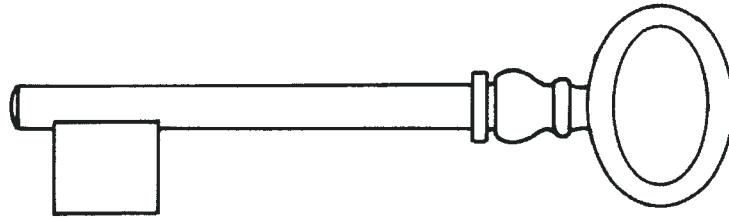

00144

A = 16
 B = 6
 C = 44
 D = 6
 H = 7

simple panneton 
eve ou chiffre 


CLE A GORGES 10

VARIURES LAURENT

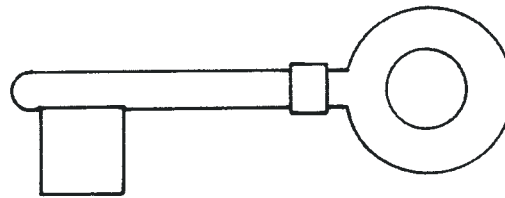
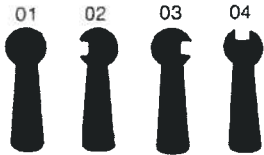


00145

A = 18
B = 7
C = 43
D = 6
H = 14,5



RUBIS



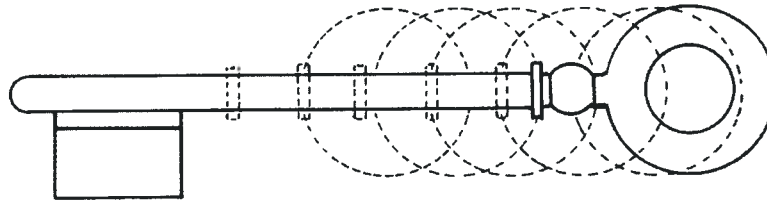
00158

A = 17
B = 4
C = 23
D = 5,5
H = 11

EBAUCHES POUR SERRURES FICHET



01.06



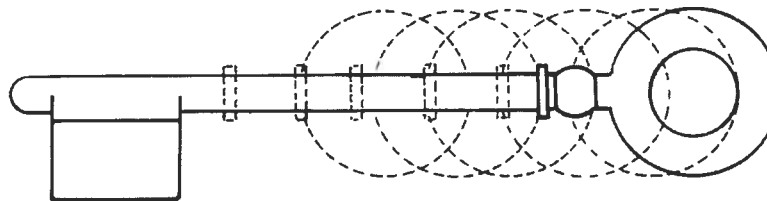
00160

Code	01	02	03	04	05	06
A				17		
B				6		
C	6	16	23,5	33,5	43,5	48
D				5		
H				18		

EBAUCHES POUR SERRURES FICHET



01.06



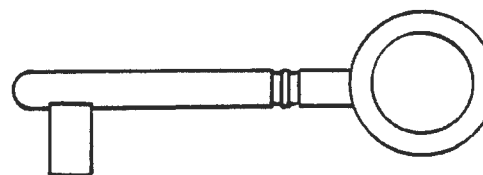
00161

Code	01	02	03	04	05	06
A				17		
B				6		
C	6	16	23,5	33,5	43,5	48
D				5		
H				18		

VACHETTE NORMECO

00169

A = 15,5
B = 5,5
C = 24
D = 5,5
H = 6

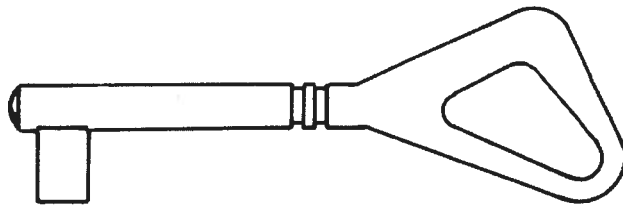



01 02 03 04 05 06

simple panneton 
 eve ou chiffre 

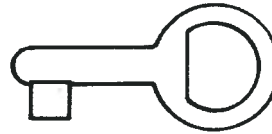
CLE A GORGES 11

**SERRURES
 VACHETTE**



00170

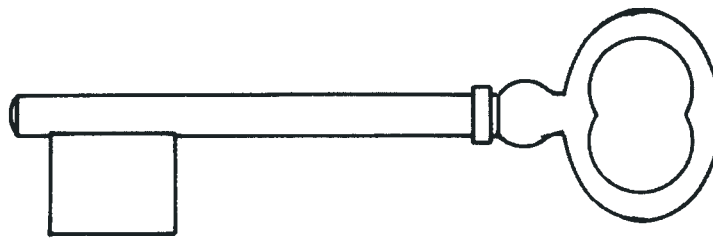
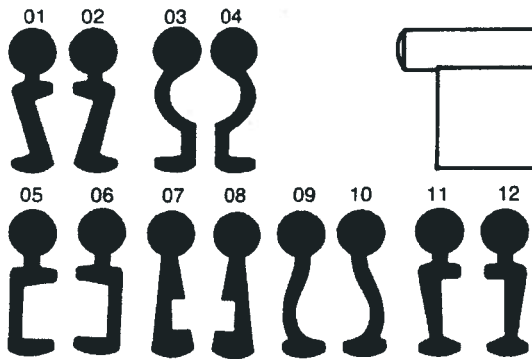
A = 16
 B = 4
 C = 32
 D = 6
 H = 7



**BOITES AUX
 LETTRES
 DAD**

00184


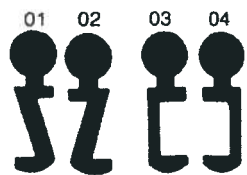
A = 10
 B = 3
 D = 5
 E = 11
 H = 5



JPM / PENE

00192



A = 19
 B = 5
 C = 41
 D = 6
 H = 17,5



**N.D / PENE
 DORMANT**

00193

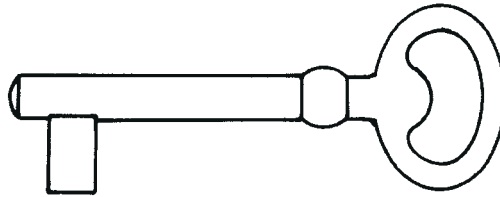

A = 19
 B = 7
 C = 45
 D = 6
 H = 16



simple panneton
eve ou chiffre



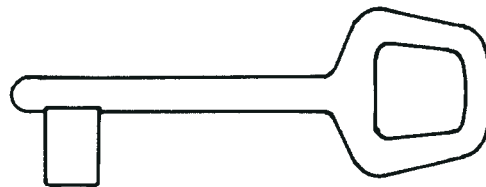

CLE A GORGES 12



BOITES AUX LETTRES

00195

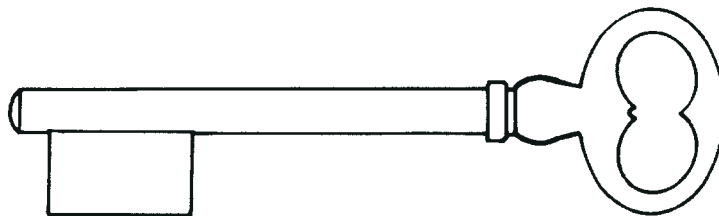
A = 16
B = 5
C = 29
D = 6
H = 6



A LARDER JPM

00196


A = 15
B = 5
D = 5
E = 31
H = 7



EBAUCHES POUR SERRURES DEBEAURIN

00197

A = 17
B = 5
C = 40
D = 6
H = 20



A = 18
B = 3
C = 36
D = 6
H = 22

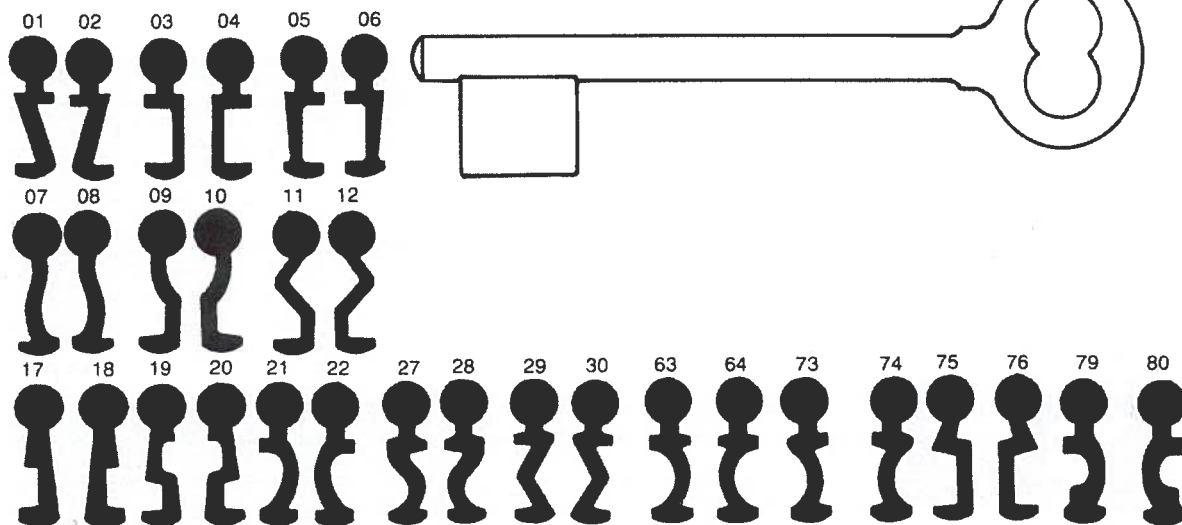
simple panneton  0
eve ou chiffre 

CLE A GORGES 13

**DEBEAURIN POUR
CANON DE 45**

00198

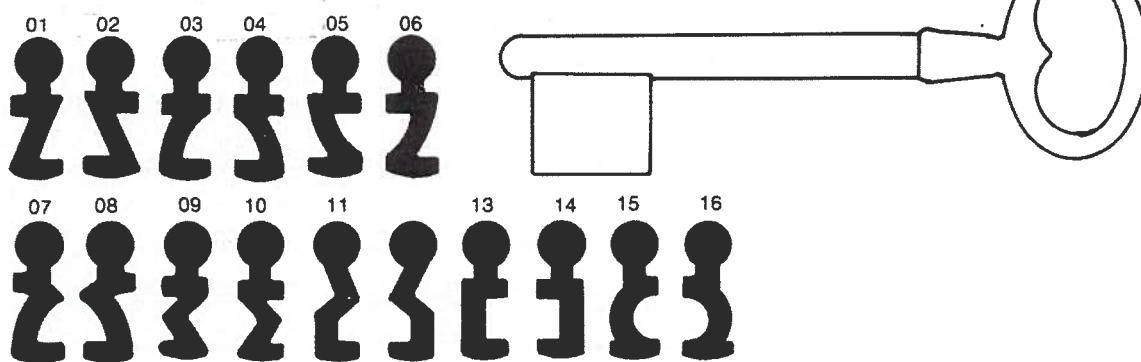
A = 19
B = 7
C = 50
D = 6
H = 16



MERMIER

00199

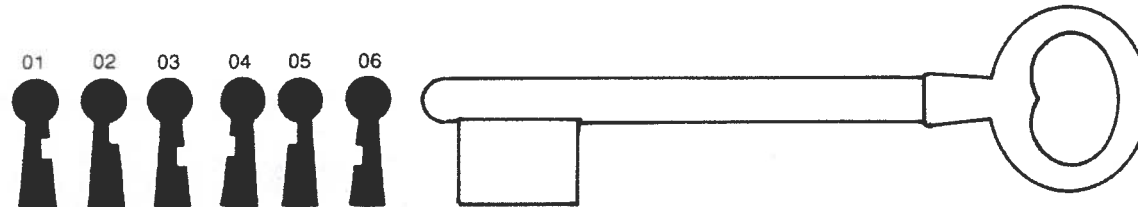
A = 19
B = 5
C = 36
D = 6
H = 16



MERMIER

00200

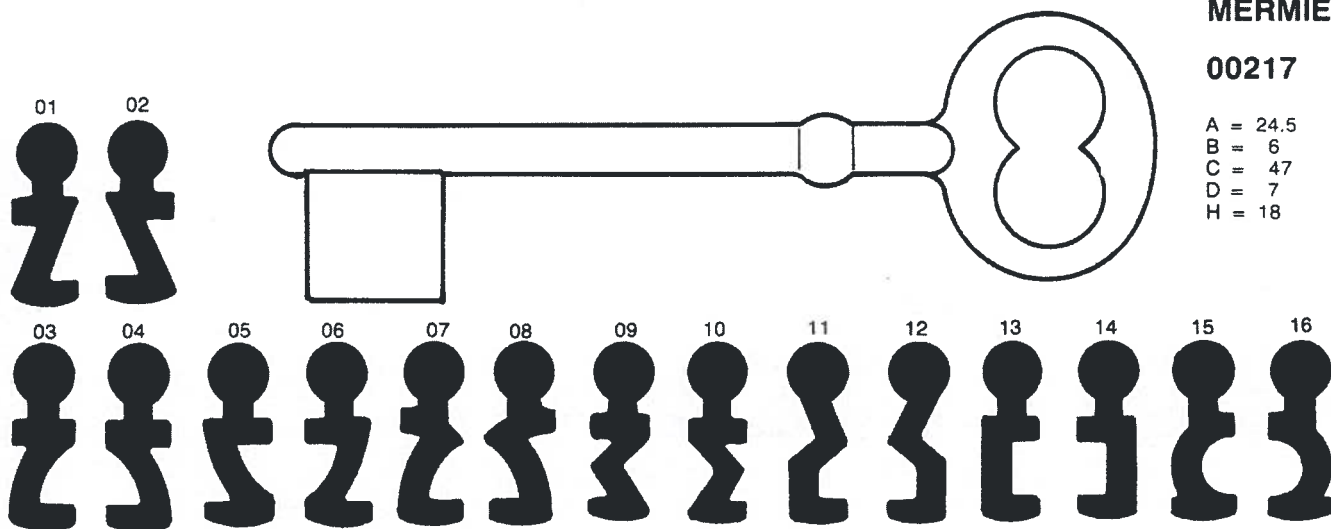
A = 17
B = 5
C = 46.5
D = 6
H = 16



MERMIER

00217

A = 24.5
B = 6
C = 47
D = 7
H = 18




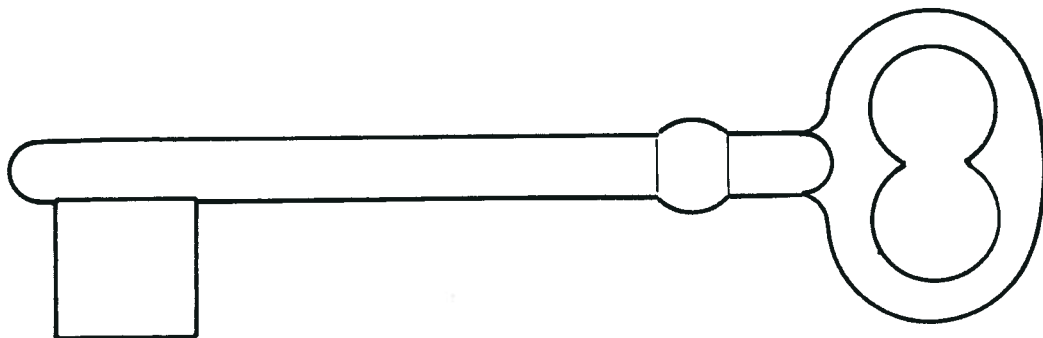
simple panneton 
 eve ou chiffre 

CLE A GORGES 14

MERMIER

00218

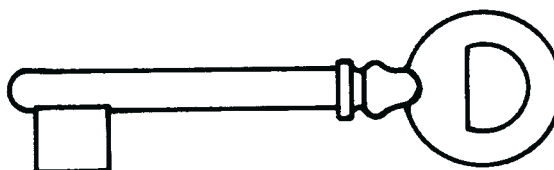

A = 27
 B = 6
 C = 62
 D = 8
 H = 19



VARIURES BRIC

00220




A = 14
 B = 4
 C = 31
 D = 5,7
 H = 10



VARIURES JPM

00222

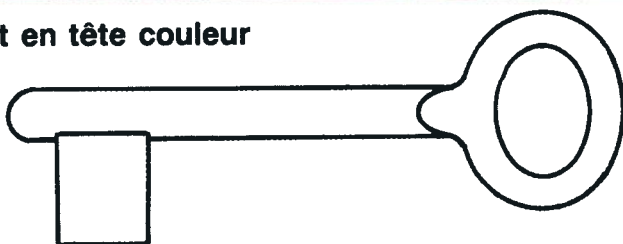
A = 21
 B = 5
 C = 57
 D = 6,5
 H = 18



simple panneton  0
eve ou chiffre 

CLE A GORGES 15


Disponible uniquement en tête couleur



VARIURES

03223

A = 21,5
B = 7
D = 7
E = 42
H = 12



simple panneton 
eve ou chiffre ?



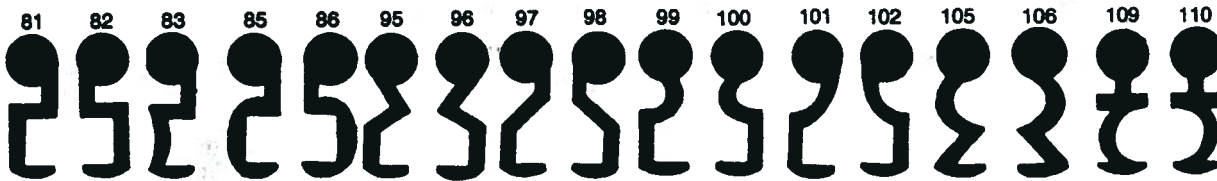
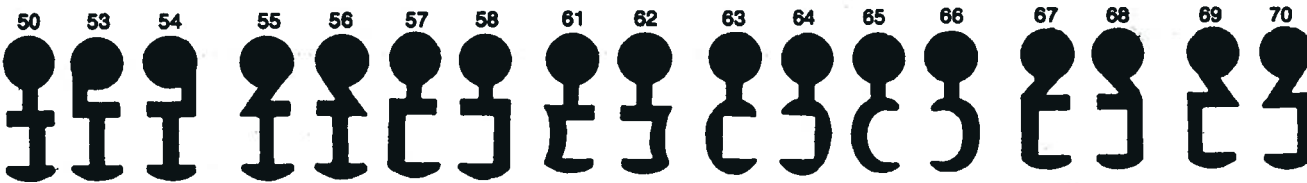
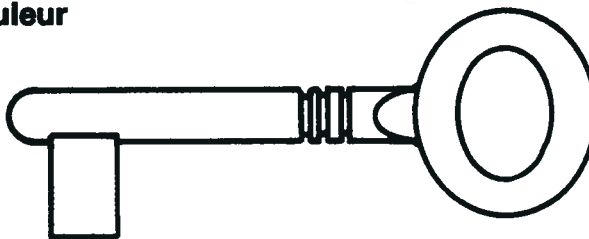

CLE A GORGES 16

Disponible uniquement en tête couleur

VARIURES

03224


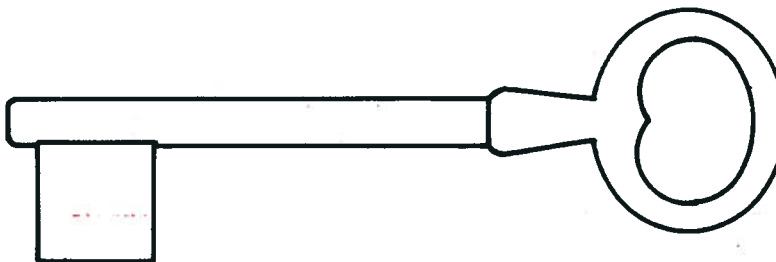

A = 20
B = 5
D = 7
E = 38
H = 9



MERMIER

00237

A = 22
B = 4,5
C = 45
D = 6,3
H = 15,5



simple panneton 
eve ou chiffre 

CLE A GORGES 17

SANS SOUCI


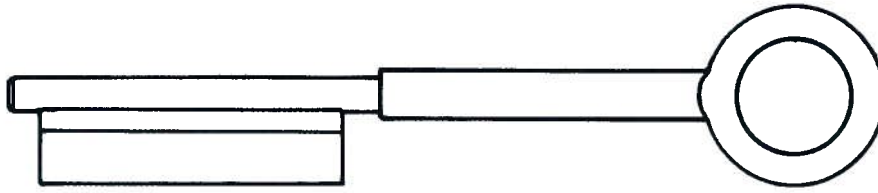
00256

A = 15
B = 5
C = 5
D = 5
H = 42

VARIURES DU VIMEU
SERIE DE PICARDIE

00302

A = 20
B = 6
C = 46
D = 6
H = 18



simple panneton
eve ou chiffre


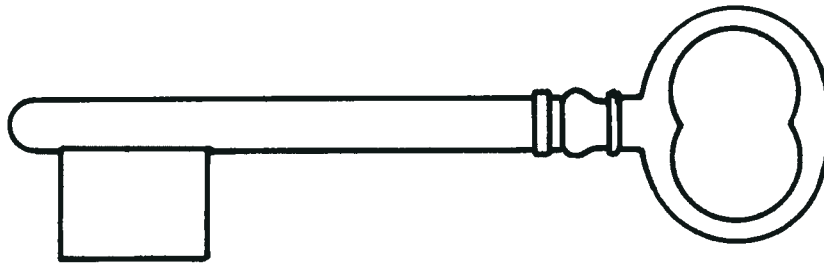


CLE A GORGES 18

VARIURES DU VIMEU
SERIE DE PICARDIE

00303

A = 22
B = 7
C = 43,5
D = 7
H = 20



simple panneton 
eve ou chiffre 

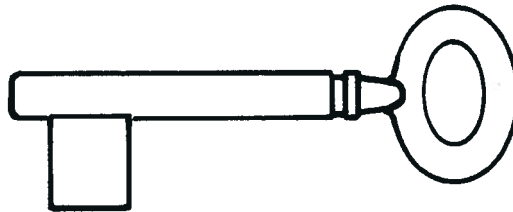

CLE A GORGES 19



CLES A GORGES

04010

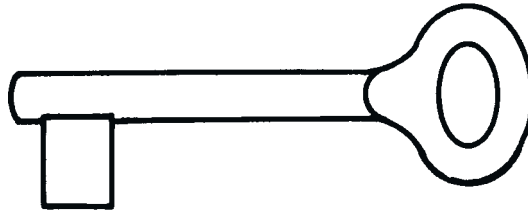
A = 17,5
B = 5
D = 6
E = 35
H = 10



MECO

04013



A = 18,5
B = 6
C = 28
D = 6
H = 10,5



VARIURES

04020

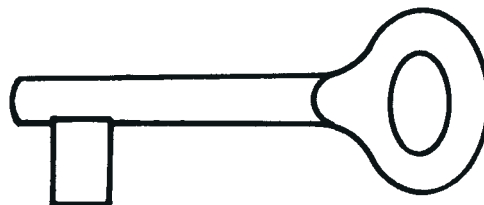
A = 18,5
B = 4
D = 6,5
E = 36
H = 10



VARIURES

04021

A = 18,2
B = 4
D = 6,2
E = 36
H = 10



VARIURES

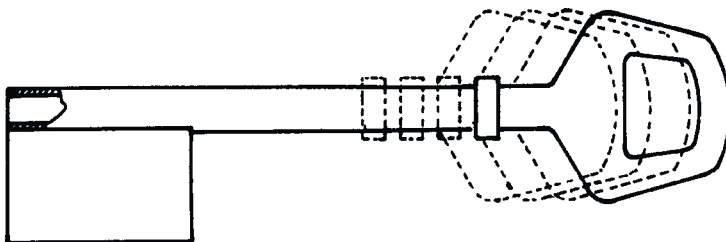
04022

A = 17,5
B = 4,5
D = 6,5
E = 31,5
H = 8

simple panneton
forées



CLE A GORGES 20

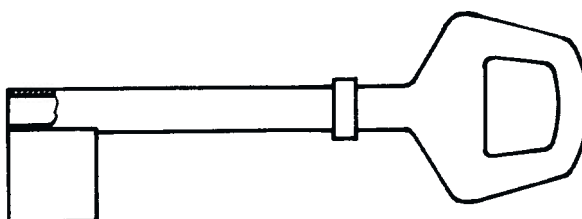


PANNETON DE 25

00106

A = 21
B = 0
C = 23; 28; 33; 38
D = 6
H = 25

Code	C
45	28
46	33
47	38
48	23

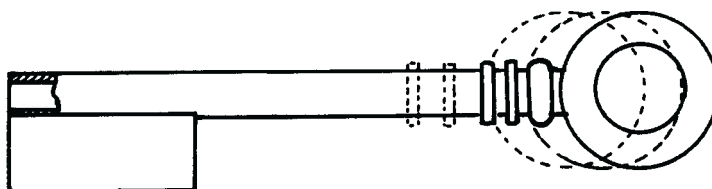


A LARDER

00108

A = 18
B = 0
C = 32
D = 6
H = 12


Code	C
01	28,5
02	33,5
03	38,5



CLE VERROU

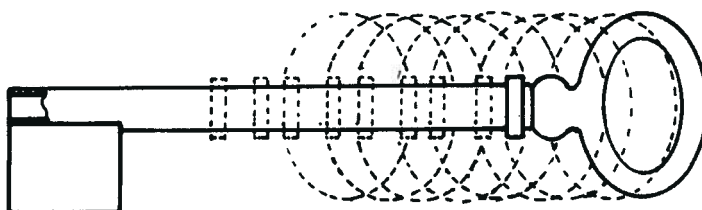
00112

A = 16
B = 0
C = 28,5 ; 33,5 ; 38,5
D = 6
H = 25,5



A = 18
B = 0
C = 40, 45, 50, 60
D = 6
H = 28,5

Code	C
04	40
05	45
06	50
07	60

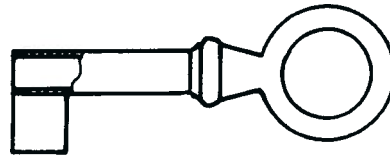


MEUBLE

00117


Code	03	04	05	06	07	08	09	10	11
A					17				
B					0				
C	12	18	22	28	32	38	42	48	52
D					6				
H					15				

EMERY METALLUX



00126


A = 14
B = 0
C = 17
D = 6
H = 7



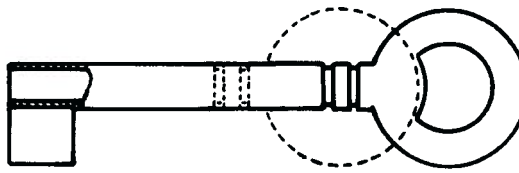
A = 15
B = 0
D = 5,5
E = 42
H = 9,5

SERRURES VACHETTE


00128



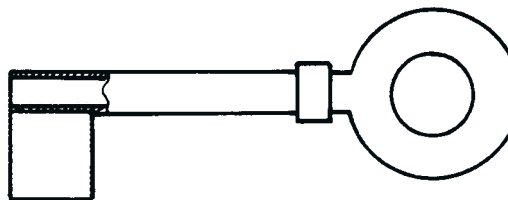
Code	01	02
A	13,5	
B	0	
D	6	
E	60	50
H	9	



Code	03	05
A	14	
B	0	
C	33	18
D	6	
H	9	



A = 13
B = 0
D = 5
E = 25
H = 10



RUBIS

00158

A = 17
B = 0
C = 27
D = 5,5
H = 11

simple panneton
forées



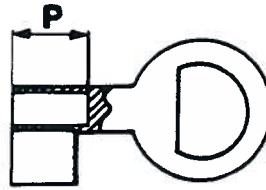
CLE A GORGES 22

01.03.05.07

02.04.06.08



Code	01	02	03	04	05	06	07	08
A				13				
B				0				
D				6				
E				7				
H				8				
P	11		13		10			7



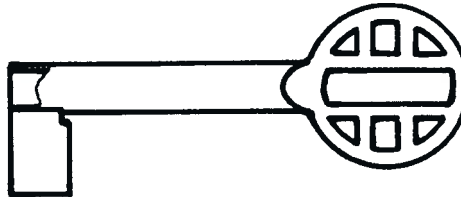
**BOITES
AUX LETTRES**

00183

00

13

14



NEMEF

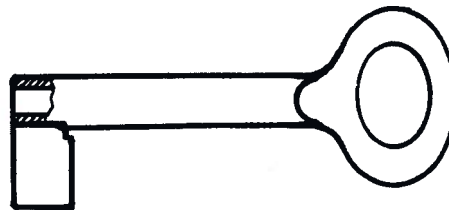
04011

A = 18
D = 6,5
E = 32
H = 8

00

29


30



NEMEF

04012

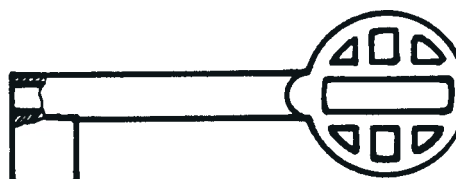
A = 18
D = 7
E = 35
H = 8



**CLE A GORGES
FOREE**

04016

A = 14
C = 18
D = 5,5
H = 9

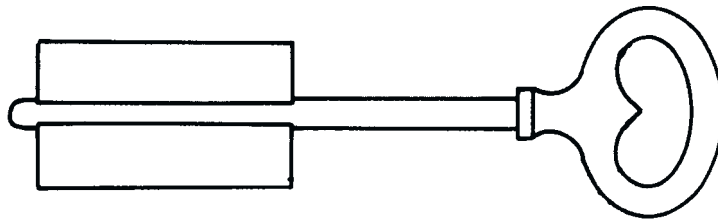


**CLE A GORGES
FOREE**

04017

A = 15
D = 5,5
E = 29
H = 9

01

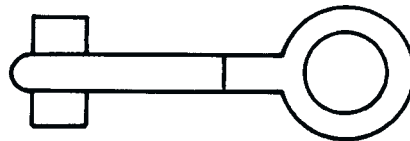


DENY

00113

A = 20
B = 4
C = 30
D = 4,2
H = 35

02



EMERY METALLUX

00126

A = 15
B = 3,5
D = 5
E = 26
H = 7,5

01



CAF

06004

A = 24
B = 5
D = 4,6
E = 36
H = 14

01



**KASSEL - MOTTURA
PATRONE - YALE
ANTONIOLI - MOIA**

06008

A = 23,5
B = 4,5
D = 4,7
E = 60
H = 26,5

02




KASSEL

06008

A = 23,5
B = 4,5
D = 4,7
E = 31
H = 14

01



FIAM GARANZIA

06009

A = 24
B = 4.5
D = 4.8
E = 34
H = 11

01



02



CISA


06010

A = 20.5
B = 3.5
D = 4.5
E = 36
H = 13

01



03



BETA

06011

A = 23
B = 3.5
D = 4.7
E = 54
H = 25

02




04



A = 23
B = 3.5
D = 4.7
E = 34
H = 12

01



C.R

06012

A = 22
B = 5
D = 4.9
E = 60
H = 24.5

01

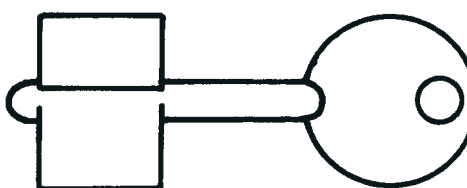


CERUTTI

06013

A = 23.5
B = 4
D = 4.8
E = 58
H = 16.5

02




A = 23.5
B = 4
D = 4.8
E = 19
H = 16.5



CERUTTI

06014

A = 23.5
 B = 5
 D = 4.8
 E = 35
 H = 14




A = 23.5
 B = 5
 D = 4.8
 E = 58
 H = 24.5

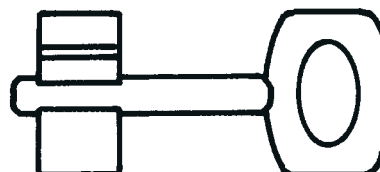
JUWEL

06015

A = 22
 B = 3.5
 D = 5
 E = 33
 H = 11



A = 22
 B = 3.5
 D = 5
 E = 67
 H = 11




A = 22
 B = 3.5
 D = 5
 E = 19
 H = 11

double panneton 

CLE A GORGES 26

02




CISA

06017

A = 20
B = 3,5
D = 4,8
E = 62
H = 24

01



CERUTTI

06021


A = 23
B = 4,5
D = 5
E = 34
H = 14

02



A = 23
B = 4,5
D = 5
E = 56
H = 25,5

01



CERUTTI

06022

A = 21
B = 5
D = 4,8
E = 36
H = 14

de style

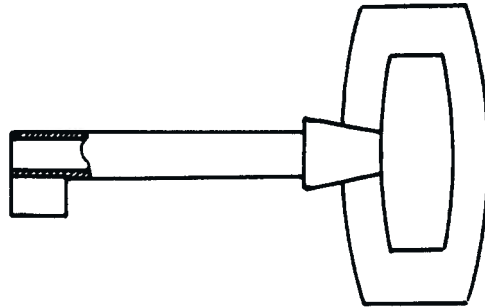


CLE A GORGES 27



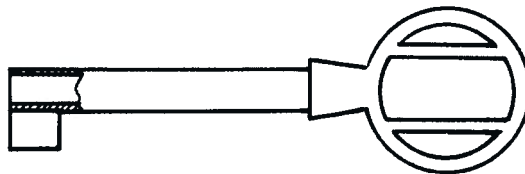
CODE	C
30	15
40	25
50	35

CODE	C
30	15
40	25
50	35



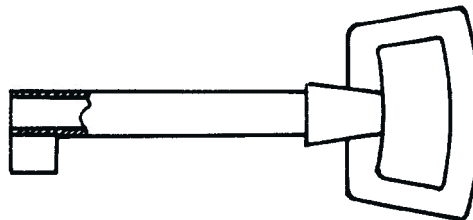
DORÉE

A = 11
B = 0
C = 33
D = 6
H = 7



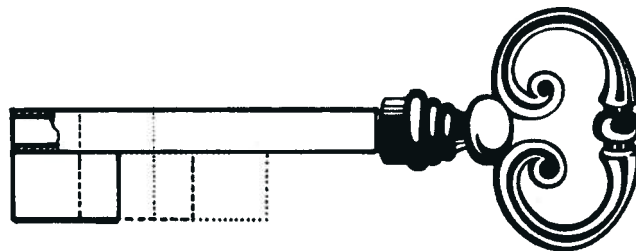
DORÉE

A = 11
B = 0
C = 34
D = 6
H = 7



DORÉE

A = 11
B = 0
C = 33
D = 6
H = 7

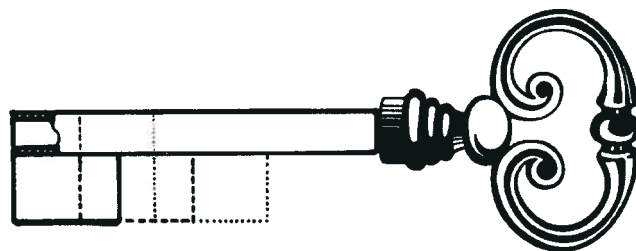


GRENOUILLE

00201

DORÉE

A = 15
C = 15; 25; 35
D = 6
H = 15



GRENOUILLE

00202

VIEUX FER

A = 15
C = 15; 25; 35
D = 6
H = 15

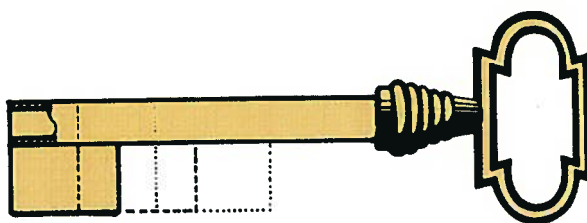
de style



CLE A GORGES 28



CODE	C
30	15
40	25
50	35



REGENCY


00203

DORÉE

A = 15
 C = 15; 25; 35
 D = 6
 H = 15



CODE	C
30	15
40	25
50	35



LOUIS XV

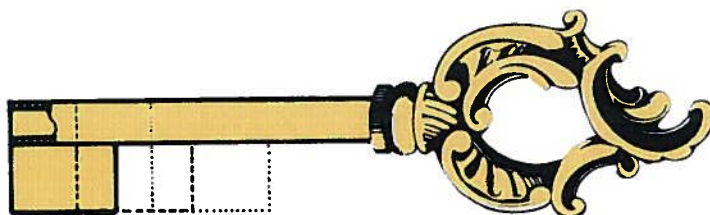
00204

VIEIL OR

A = 15
 C = 15; 25; 35
 D = 6
 H = 15



CODE	C
30	15
40	25
50	35



LOUIS XV

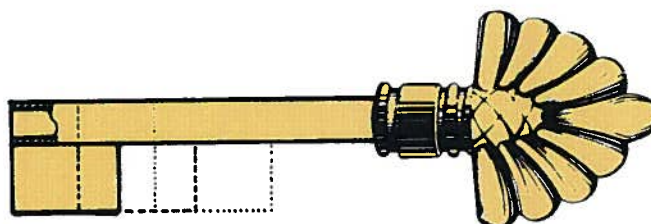
00205

VIEIL OR

A = 15
 C = 15; 25; 35
 D = 6
 H = 15



CODE	C
30	15
40	25
50	35



EMPIRE


00206

DORÉE

A = 15
 C = 15; 25; 35
 D = 6
 H = 15



CODE	C
30	15
40	25
50	35



CHIPPENDALE

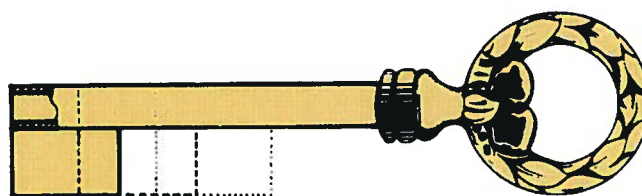
00207

VIEIL OR

A = 15
 C = 15; 25; 35
 D = 6
 H = 15



CODE	C
30	15
40	25
50	35



LOUIS XVI

00208

VIEIL OR

A = 15
 C = 15; 25; 35
 D = 6
 H = 15

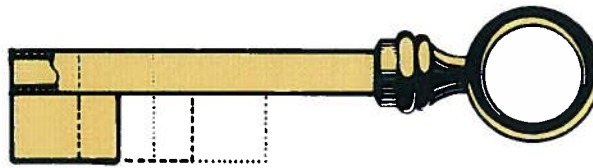
de style



CLE A GORGES 29



CODE	C
30	15
40	25
50	35



ANNEAU ROND

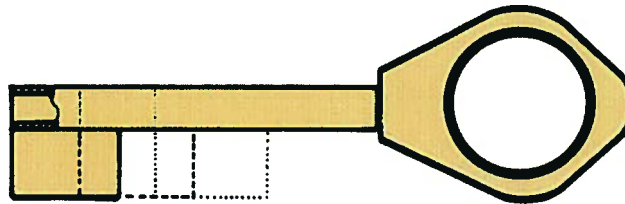
00209

DORÉE

A = 15
 C = 15; 25; 35
 D = 6
 H = 15



CODE	C
30	15
40	25
50	35



RONDACHE

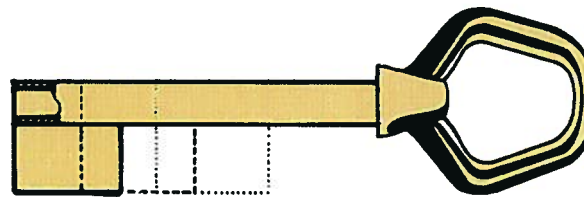
00211

DORÉE

A = 15
 C = 15; 25; 35
 D = 6
 H = 15



CODE	C
30	15
40	25
50	35



DIAMANT

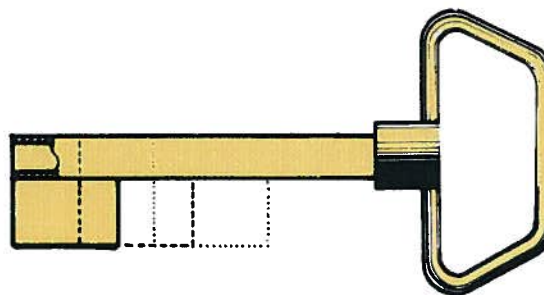
00212

DORÉE

A = 15
 C = 15; 25; 35
 D = 6
 H = 15



CODE	C
30	15
40	25
50	35



DELTA

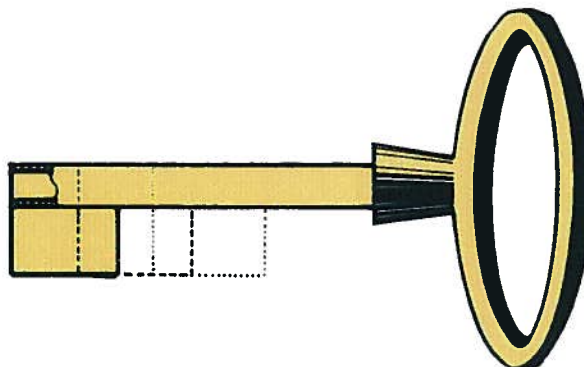
00213

DORÉE

A = 15
 C = 15; 25; 35
 D = 6
 H = 15



CODE	C
30	15
40	25
50	35



RUGBY

00214

DORÉE

A = 15
 C = 15; 25; 35
 D = 6
 H = 15

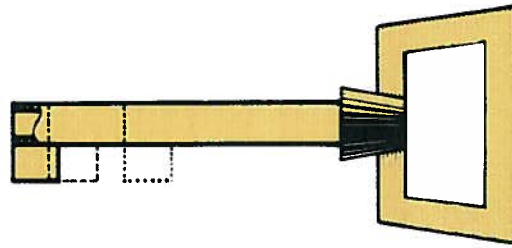
de style



CLE A GORGES 30



CODE	C
30	23,5
40	33,5
45	38,5



MARTEL

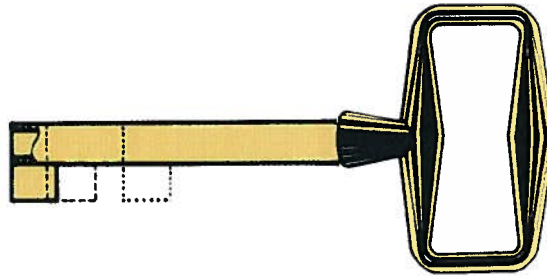
00215

DORÉE

A = 11
C = 23,5; 33,5; 38,5
D = 6
H = 6



CODE	C
30	23,5
40	33,5
45	38,5



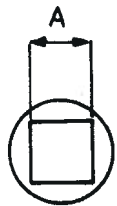
URANIE

00216

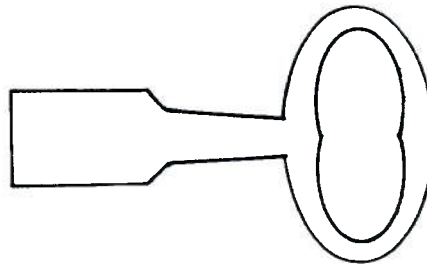
DORÉE

A = 11
C = 23,5; 33,5; 38,5
D = 6
H = 6

crémone




Code	A
0011400	5
0011401	6
0011402	7
0011403	8
0011404	9
0011405	10
0011406	12

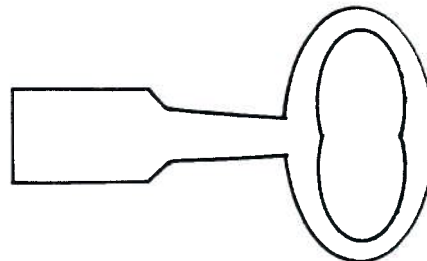


CREMONE

00114



Code	B
0013601	6
0013602	7
0013603	8
0013604	9
0013605	10
0013606	12



CREMONE

00136


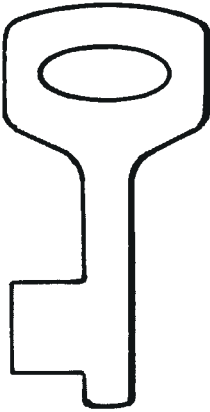
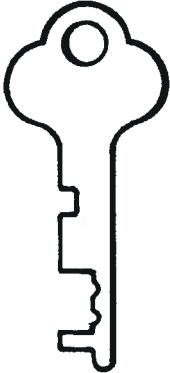
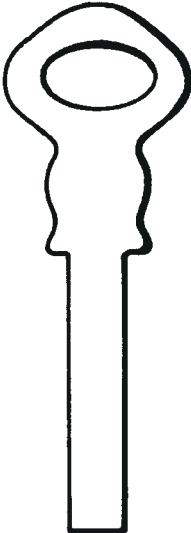
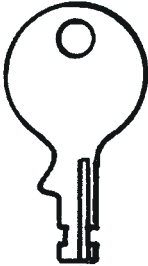
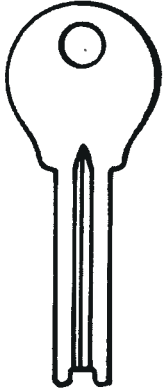






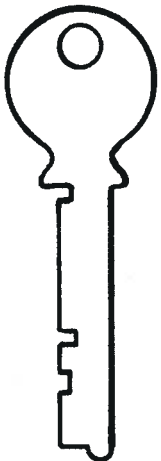
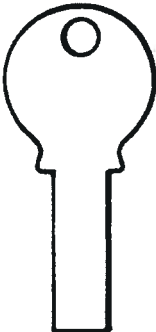
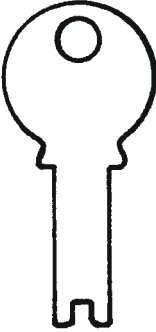

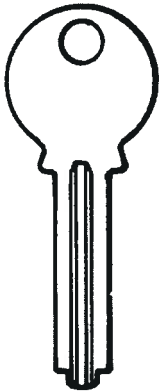
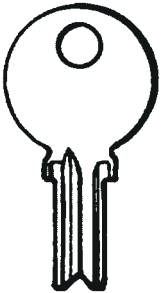
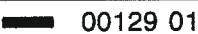





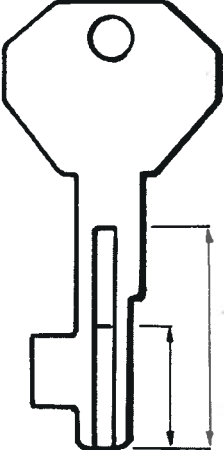






à taille droite



CLE DE SECURITE 31

00153 01	00167 01	00182 01	00126 01	00126 08	00126 03
	00167 02	00182 02	00126 11	00126 14	00126 13
BLOCUS MD	00167 03	00182 03	EMERY METALLUX	EMERY METALLUX	EMERY METALLUX
	00167 04	00182 04			
	00167 05	00182 05			
	00167 06	00182 06			
	00167 07	00182 07			
	00167 08	00182 08			
	00168 01	DAD			
	00168 02				
	00168 03				
	00168 04				
00168 05					
COUILLET					
00126 12		HAM 2	LOCKWOOD	LOCKWOOD	MP PLODARI
EMERY METALLUX	HAM 3				
	HAM 4				
	HAMA				


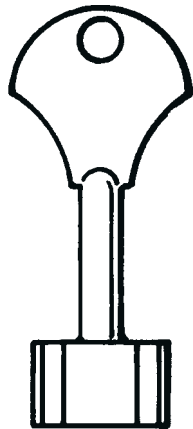
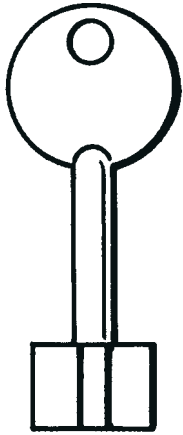
à taille droite  **CLE DE SECURITE 32**

					
					
MUEL	MUEL	POSTA	SERRETA	SOLAR	SOS
					
					
VACHETTE	VACHETTE	VACHETTE	VACHETTE	VACHETTE	VACHETTE
					
					
					
					
					
					
					
					VALOUREC

à taille frontale



CLE DE SECURITE 33



06002 01

CR

06006 01


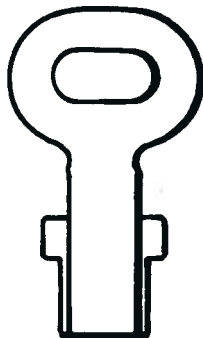
06007 01

ESETY

FH 14

FH 16

FTH



00146 01

00146 02

00146 03

00146 04

00146 05

00146 06

00146 07

MUEL

00146 08

00146 09

00146 10

00146 11

00146 12

00146 13

00146 14

00146 15

00146 16

00146 17

00146 18

00146 19

00146 20

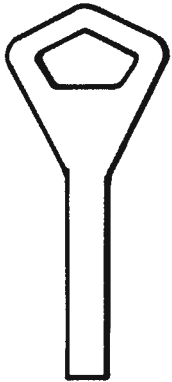
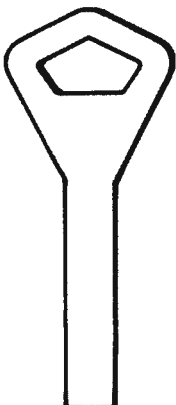
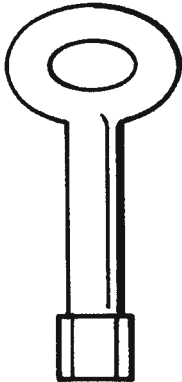

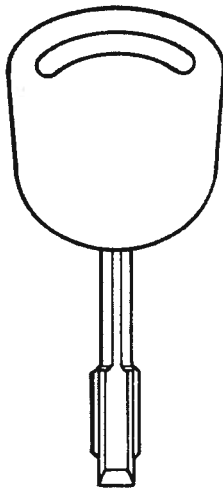






00146 21

00146 22

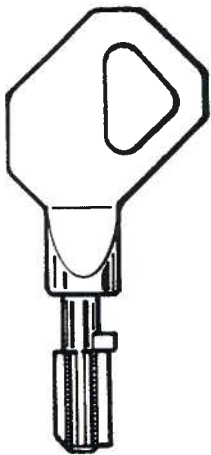





00146 23

MUEL

à taille spéciale  **CLE DE SECURITE 34**



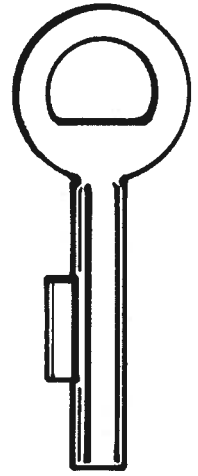
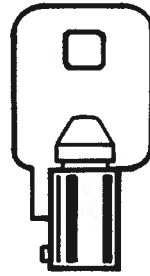
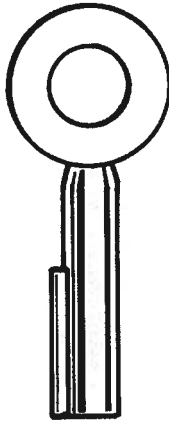
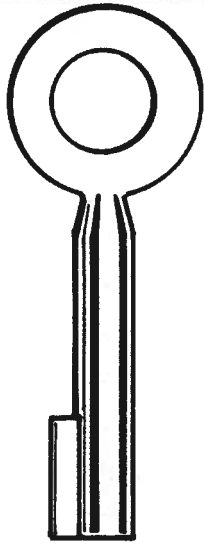
					
 ABL 1	 ABL 2	 6026 01	 FTA 24	 FTA 25	
ABLOY	 ABL 2F	CERUTTI	FORD	FORD	
	ABLOY				

à pompe 




					
 03254 01				 03130 01	 03249 01
CAVITH				LAPERCHE	LAPERCHE

à pompe 

CLE DE SECURITE 35






**PROGRES
FONTAINE**



**PROGRES
FONTAINE**

**TUBULAIRE
Ø 9,5**

VIGIE PICARD



VIGIE PICARD

à empreintes
coniques et dérivées



CLE DE SECURITE 36

DOM 23		AF 16	LN 3	ME 80	ME 81
DOM 53					ME 82
DOM		GIOBERT	GIOBERT	HUF	HUF
		ALFA ROMEO	LANCIA	MERCEDES	MERCEDES
ME 87	OP 50	KA 1	KA 3	KE 1	LP 43
HUF	HUF	KA 2	KABA	KESO	LIPS
MERCEDES	OPEL	KABA			
MCM 13	MOR 1	MUT 1	BM 12	SEA 1	H 106
MCM	MOREAUX	MULTLOCK	PEBRA	SEA	SHOWA
	DOM		BMW		


à empreintes coniques et dérivées



CLE DE SECURITE 37

STX 1	V 106	V 110	OP 51
STS	VACHETTE	VACHETTE	YMOS
			OPEL

à deux éléments accolés

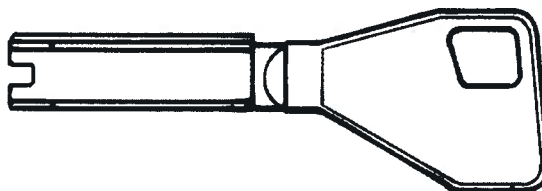


U 21 Z U 21 Y U 21 X

à section en H

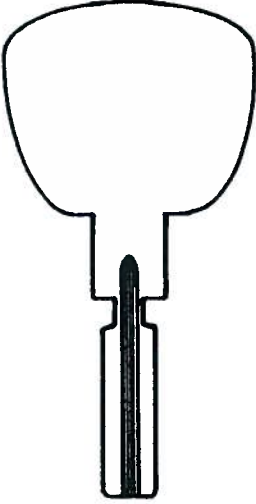
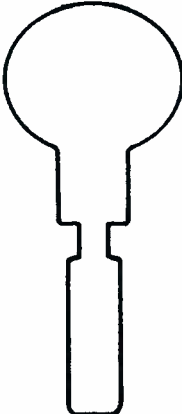
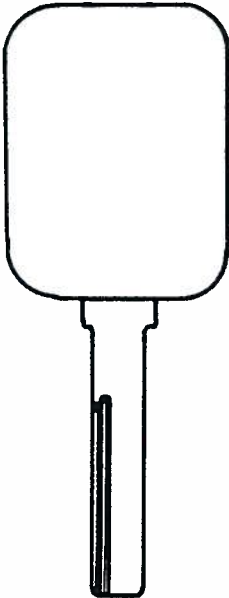
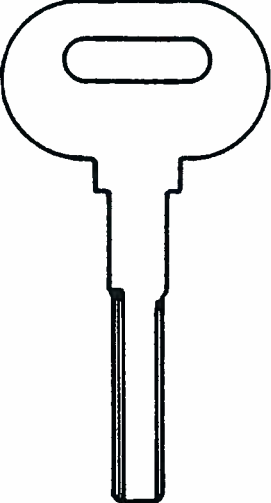
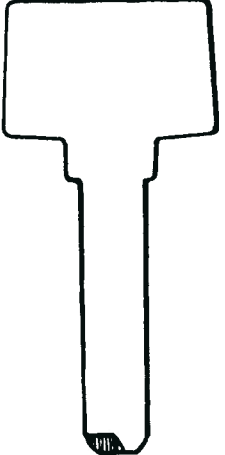









03239 01

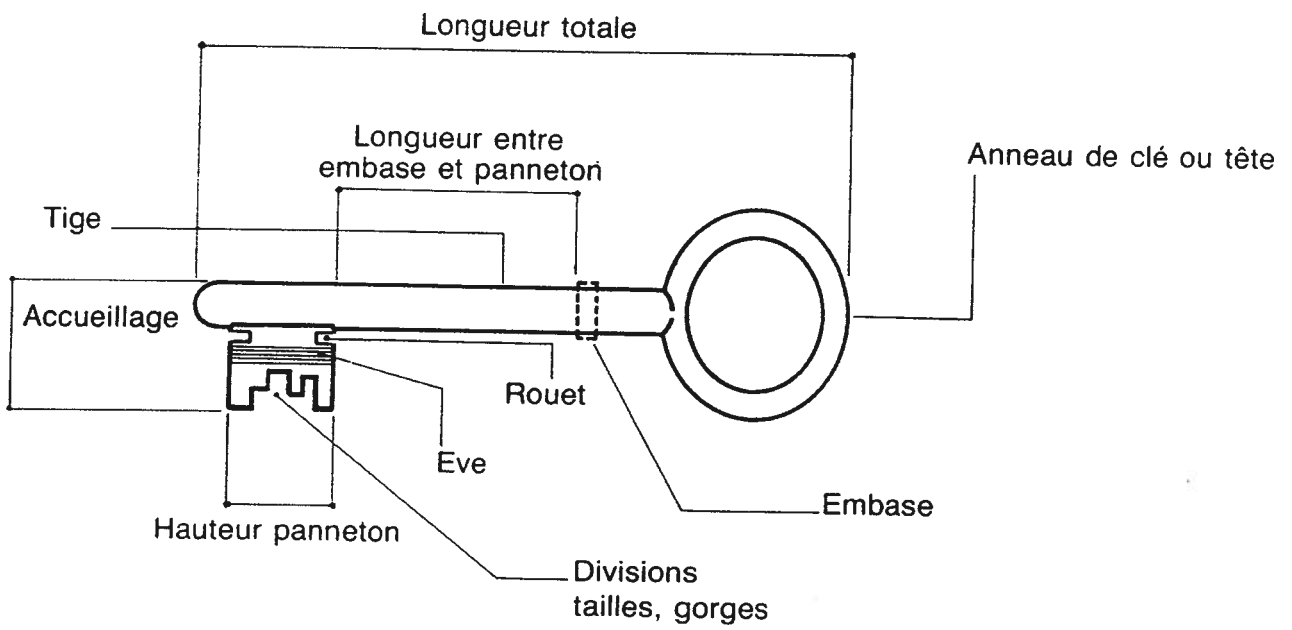
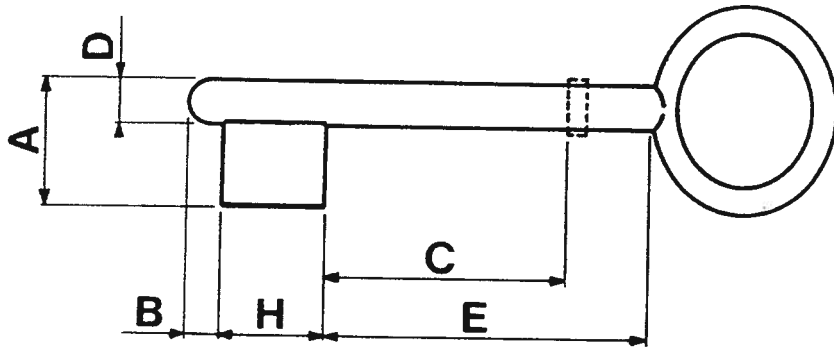


Disponible uniquement en tête couleur












ADDITIF

				
 BM 27 BMW HUF	 BM 28 BMW HUF	 VO 22  VO 23 HUF Volvo	 SB 14 Saab YMOS	 MUT 2  MUT 3 MULTLOCK























NOTES



CLE A GORGES

simple panneton				
<i>panneton droit</i>				
<i>eve ou chiffre</i>				
<i>forées</i>				
double panneton				
de style				
crémone				

CLE DE SECURITE

à taille droite				
à taille frontale				
à taille spéciale				
à pompe				
à empreintes coniques et dérivées				
à deux éléments accolés				
à section en H				

PROClé KIS

Zone Industrielle - 8, rue Lavoisier
77330 OZOIR LA FERRIERE
e-mail : procle@procle.fr

www.kisfrance.com

Tél.:  N° Indigo 0 820 888 464

Fax:  N° Vert 0 800 881 857

